

WORLD CULTURES...THE WORLD VACATION

- Students are to create groups with a maximum of 5.
- The goal is to visit one non-English speaking country in at least 3 continents. Countries are first come, first served.
- Within each country, the group is going to stay in at least 3 cities.
- Students will convert United States currency into the currency of each country they visit. The students will also create a ledger showing all expenses for each country and an overall amount spent.
- Students are going to have to map driving between cities, book airline flights, book hotel rooms, research the country, and develop “family” excursions within each country.
- An overall log of distance, location, time traveled, and money spent needs to be turned in.
- Groups are to create at least one postcard from each country. The postcard must be able to identify the uniqueness of the country.
- Groups must also identify the weather forecast for each city, and convert money into the currency of the countries they are visiting

VACATION POWERPOINT REQUIREMENTS

- Students must pick 1 of the 3 countries as a highlighted power point presentation
- Each country presentation must identify the country and the cities in which the group stayed.
- Students must show examples of culture within the PowerPoint (3)
- Students must show examples of excursions within the PowerPoint (3)
- Students must provide charts of money spent and driving directions
- Students must also identify the weather forecast, show conversions of km to miles, and convert currency.
- Pictures!!!! BE CREATIVE!!
 - Correct File Save: Country Vacation_Last Names of Group_Period
 - Examples: Brazil Vacation_Smith Jones Moritz_Period 1



Sources:

From the main library portal page, (www.wmasd.org/hslibrary), you must use these sources:

- Click the link to the Foreign Countries section of the website.



- Use the sources listed in the chart below:

Databases: ↓	WMAHS Ebooks (RED Bar @ bottom): ↓	Project & Topic Spotlights: (BLUE Bar @ top) ↓
	Use any title listed under the menu: World Cultures & Daily Life	Use the links under the “Travel” menu
		

HOTELS

You are to go online and book rooms for the cities you are going to stay in. You can only place 4 people in a room. If the hotel does not have enough room for you, try to search with only 1 guest/1 room, and then multiply accordingly.

One night stay \$164 USD per room, 3 days in a city

$$164 \times 3 = \$492$$

****NEVER CONFIRM A ROOM OR GIVE ANY PERSONAL INFORMATION!!!!!!!!!!!!

TRAVEL

Depending on your country you pick a certain amount of cities. Your first move is to fly out of Pittsburgh. You can pick the starting country and cities in any order. Once you are in your first country, you must fly to your second country by way of your last country. Just like hotels, NEVER CONFIRM A FLIGHT OR GIVE ANY PERSONAL INFORMATION!!!!!!!!!!!!

EX: Flight 1: Pittsburgh to Paris, France

3 Cities France (Europe): Paris, Orleans, Nice

Flight 2: Nice, France to Cairo, Egypt

3 Cities Egypt (Africa): Cairo, Alexandria, Port Said

Flight 3: Alexandria, Egypt to Beijing, China

3 Cities China (Asia): Beijing, Hong Kong, Nanjing

Flight 4: Hong Kong, China to Pittsburgh

EXCURSIONS

By researching through the internet, you are to find things to do on your vacation. You do not have to place a price tag on these excursions, however; you must be able to name the location and the name of the site for your presentation. At least one picture from each excursion must be produced. Excursions need to be within 75-100 miles of the city you are staying in.

Excursions can be anything schools appropriate (no nightlife): famous museums, tourist sites, national parks, etc.


CULTURE

Your group must find unique cultural aspects of the countries you have visited. Groups must find at least 3 examples of unique culture for each country visited.

NATIONS POWER POINT ASSIGNMENT

Based on the selection of countries, students are to select one of the three traveled countries as their highlighted nation’s power point assignment.

- The group is to complete a 35 slide power point presentation of the one selected country.
- 10 of the 35 slides may be large pictures (pictures however must be identified for credit)
- The focus of the slides needs to be daily life and people of society. The material should be relevant to living and active participation within their nation. This means no history or lists of leaders, etc.
- Each slide needs to be labeled with a topic (deductions will be made for each slide not labeled)
- Acceptable resources are from Mrs. King’s Library Web site>Social Studies>Foreign Countries
- Deductions will be made for just copying and pasting material from the sites. Students are expected to summarize and write material in their own words.
- Each slide (excluding large pictures slides) must have a citation from the specific library resource used
- A minimum word count of 20 words is required and maximum of 60 words per slide
 - Correct file save: Nation_Last names of Group_Period
 - Nations example: United States_Smith_Jones_Moritz_1

NATIONS POWER POINT
 <p style="color: blue; text-decoration: underline;">Click here for articles about Nations of the World</p>
ABC-CLIO World Geography (Database)
Lands and People (Database)
Junior Worldmark Encyclopedia of World Cultures (ebooks)
Worldmark Encyclopedia of Religious Practices (ebooks)

- Mrs. King may have additional resources to use for these assignments.
- Be sure to listen to directions for additional databases and ebooks